

/ Perfect Welding / Solar Energy / Perfect Charging



FRONIUS PRIMO

The communicative inverter for optimised energy management.




SnapInverter Technology



Integrated data communication



SuperFlex Design



Dynamic Peak Manager



Smart Grid Ready



Zero feed-in

The Fronius Primo in power categories from 3.0 to 8.2 kW perfectly completes the SnapInverter generation. This single-phase, transformerless device is the ideal inverter for private households.

Its innovative SuperFlex Design provides maximum flexibility in system design, while the SnapInverter mounting system makes installation and maintenance easier than ever before. The communication package included as standard, with WLAN, energy management, several interfaces and much more besides, makes the Fronius Primo a communicative inverter for owner-occupiers.

TECHNICAL DATA FRONIUS PRIMO (3.0-1, 3.5-1, 3.6-1, 4.0-1, 4.6-1)

INPUT DATA	PRIMO 3.0-1	PRIMO 3.5-1	PRIMO 3.6-1	PRIMO 4.0-1	PRIMO 4.6-1
Number of MPP trackers			2		
Max. input current ($I_{dc \max 1} / I_{dc \max 2}$)			12.0 A / 12.0 A		
Max. array short circuit current (MPP ₁ /MPP ₂)			18.0 A / 18.0 A		
DC input voltage range ($U_{dc \min} - U_{dc \max}$)			80 - 1000 V		
Feed-in start voltage ($U_{dc \text{ start}}$)			80 V		
Usable MPP voltage range			80 - 800 V		
Number of DC connections			2 + 2		
Max. PV generator output ($P_{dc \max}$)	4.5 kW _{peak}	5.3 kW _{peak}	5.5 kW _{peak}	6.0 kW _{peak}	6.9 kW _{peak}

OUTPUT DATA	PRIMO 3.0-1	PRIMO 3.5-1	PRIMO 3.6-1	PRIMO 4.0-1	PRIMO 4.6-1
AC nominal output ($P_{ac,n}$)	3,000 W	3,500 W	3,680 W	4,000 W	4,600 W
Max. output power	3,000 VA	3,500 VA	3,680 VA	4,000 VA	4,600 VA
AC output current ($I_{ac,nom}$)	13.0 A	15.2 A	16.0 A	17.4 A	20.0 A
Grid connection (voltage range)	1 ~ NPE 220 V / 230 V (180 V - 270 V)				
Frequency (frequency range)	50 Hz / 60 Hz (45 - 65 Hz)				
Total harmonic distortion	< 5 %				
Power factor ($\cos \phi_{ac,r}$)	0.85 - 1 ind. / cap.				

TECHNICAL DATA FRONIUS PRIMO (3.0-1, 3.5-1, 3.6-1, 4.0-1, 4.6-1)

GENERAL DATA	PRIMO 3.0-1	PRIMO 3.5-1	PRIMO 3.6-1	PRIMO 4.0-1	PRIMO 4.6-1
Dimensions (height x width x depth)	645 x 431 x 204 mm				
Weight	21.5 kg				
Degree of protection	IP 65				
Protection class	1				
Overvoltage category (DC / AC) ¹⁾	2 / 3				
Night time consumption	< 1 W				
Inverter design	Transformerless				
Cooling	Regulated air cooling				
Installation	Indoor and outdoor installation				
Ambient temperature range	-40 - +55 °C				
Permitted humidity	0 - 100 %				
Max. altitude	4,000 m				
DC connection technology	4x DC+ and 4x DC- screw terminals 2.5 - 16 mm ²				
AC connection technology	3-pole AC screw terminals 2.5 - 16 mm ²				
Certificates and compliance with standards	DIN V VDE 0126-1-1/A1, IEC 62109-1/-2, IEC 62116, IEC 61727, AS 4777-2, AS 4777-3, G83/2, G59/3, CEI 0-21, VDE AR N 4105				

EFFICIENCY	PRIMO 3.0-1	PRIMO 3.5-1	PRIMO 3.6-1	PRIMO 4.0-1	PRIMO 4.6-1
Max. efficiency	98.0 %	98.0 %	98.0 %	98.1 %	98.1 %
European efficiency (η _{EU})	96.1 %	96.8 %	96.8 %	97.0 %	97.0 %
MPP adaptation efficiency	> 99.9 %				

PROTECTIVE DEVICES	PRIMO 3.0-1	PRIMO 3.5-1	PRIMO 3.6-1	PRIMO 4.0-1	PRIMO 4.6-1
DC insulation measurement	Yes				
Overload behaviour	Operating point shift. Power limitation				
DC disconnect	Yes				
Reverse polarity protection	Yes				
RCMU	Yes				

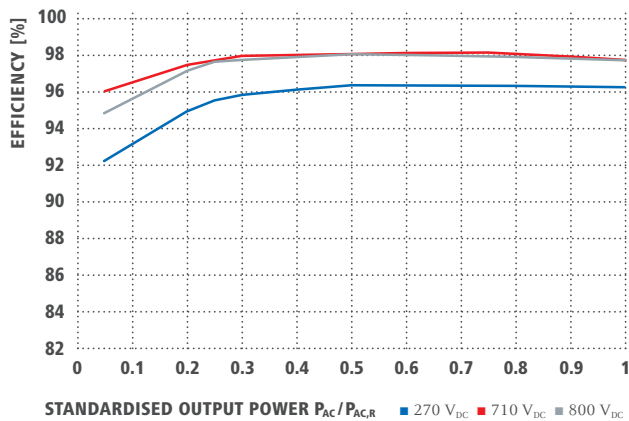
INTERFACES	PRIMO 3.0-1	PRIMO 3.5-1	PRIMO 3.6-1	PRIMO 4.0-1	PRIMO 4.6-1
WLAN / Ethernet LAN	Fronius Solar.web, Modbus TCP SunSpec, Fronius Solar API (JSON)				
6 inputs and 4 digital in/out	Interface to ripple control receiver				
USB (A socket) ²⁾	Datalogging, inverter update via USB flash drive				
2x RS422 (RJ45 socket) ²⁾	Fronius Solar Net				
Signalling output ²⁾	Energy management (potential-free relay output)				
Datalogger and Webserver	Included				
External input ²⁾	50-Meter Interface / Input for overvoltage protection				
RS485	Modbus RTU SunSpec or meter connection				

¹⁾ According to IEC 62109-1.

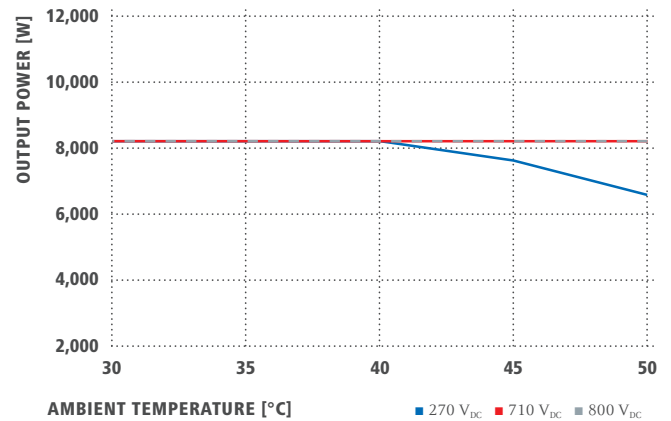
²⁾ Also available in the light version.

Further information regarding the availability of the inverters in your country can be found at www.fronius.com.

FRONIUS PRIMO 8.2-1 EFFICIENCY CURVE



FRONIUS PRIMO 8.2-1 TEMPERATURE DERATING



TECHNICAL DATA FRONIUS PRIMO (5.0-1, 5.0-1 AUS, 6.0-1, 8.2-1)

INPUT DATA	PRIMO 5.0-1	PRIMO 5.0-1 AUS	PRIMO 6.0-1	PRIMO 8.2-1
Number of MPP trackers	2			
Max. input current ($I_{dc\ max\ 1} / I_{dc\ max\ 2}$)	12.0 A / 12.0 A		18.0 A / 18.0 A	
Max. array short circuit current (MPP ₁ /MPP ₂)	18.0 A / 18.0 A		27.0 A / 27.0 A	
DC input voltage range ($U_{dc\ min} - U_{dc\ max}$)	80 - 1,000 V			
Feed-in start voltage ($U_{dc\ start}$)	80 V			
Usable MPP voltage range	80 - 800 V			
Number of DC connections	2 + 2			
Max. PV generator output ($P_{dc\ max}$)	7.5 kW _{peak}	7.5 kW _{peak}	9.0 kW _{peak}	12.3 kW _{peak}

OUTPUT DATA	PRIMO 5.0-1	PRIMO 5.0-1 AUS	PRIMO 6.0-1	PRIMO 8.2-1
AC nominal output ($P_{ac,r}$)	5,000 W	4,600 W	6,000 W	8,200 W
Max. output power	5,000 VA	5,000 VA	6,000 VA	8,200 VA
AC output current ($I_{ac\ nom}$)	21.7 A	21.7 A	26.1 A	35.7 A
Grid connection (voltage range)	1 ~ NPE 220 V / 230 V (180 V - 270 V)			
Frequency (frequency range)	50 Hz / 60 Hz (45 - 65 Hz)			
Total harmonic distortion	< 5 %			
Power factor ($\cos\ \phi_{ac,r}$)	0.85 - 1 ind. / cap.			

GENERAL DATA	PRIMO 5.0-1	PRIMO 5.0-1 AUS	PRIMO 6.0-1	PRIMO 8.2-1
Dimensions (height x width x depth)	645 x 431 x 204 mm			
Weight	21.5 kg			
Degree of protection	IP 65			
Protection class	1			
Overvoltage category (DC / AC) ¹⁾	2 / 3			
Night time consumption	< 1 W			
Inverter design	Transformerless			
Cooling	Regulated air cooling			
Installation	Indoor and outdoor installation			
Ambient temperature range	-40 - +55 °C			
Permitted humidity	0 - 100 %			
Max. altitude	4,000 m			
DC connection technology	4x DC+ and 4x DC- screw terminals 2.5 - 16 mm ²			
AC connection technology	3-pole AC screw terminals 2.5 - 16 mm ²			
Certificates and compliance with standards	DIN V VDE 0126-1-1/A1, IEC 62109-1/-2, IEC 62116, IEC 61727, AS 4777-2, AS 4777-3, G83/2, G59/3, CEI 0-21, VDE AR N 4105 ²⁾			

¹⁾ According to IEC 62109-1.

²⁾ Fronius Primo 5.0-1, Fronius Primo 6.0-1 and Fronius Primo 8.2-1 are not fully compliant with VDE AR N 4105. Further information regarding the availability of the inverters in your country can be found at www.fronius.com.

EFFICIENCY	PRIMO 5.0-1	PRIMO 5.0-1 AUS	PRIMO 6.0-1	PRIMO 8.2-1
Max. efficiency	98.1 %	98.1 %	98.1 %	98.1 %
European efficiency (ηEU)	97.1 %	97.1 %	97.3 %	97.5 %
MPP adaptation efficiency	> 99.9 %			

PROTECTIVE DEVICES	PRIMO 5.0-1	PRIMO 5.0-1 AUS	PRIMO 6.0-1	PRIMO 8.2-1
DC insulation measurement	Yes			
Overload behaviour	Operating point shift, power limitation			
DC disconnect	Yes			
Reverse polarity protection	Yes			
RCMU	Yes			

INTERFACES	PRIMO 5.0-1	PRIMO 5.0-1 AUS	PRIMO 6.0-1	PRIMO 8.2-1
WLAN / Ethernet LAN	Fronius Solar.web, Modbus TCP SunSpec, Fronius Solar API (JSON)			
6 inputs and 4 digital in/out	Interface to ripple control receiver			
USB (A socket) ¹⁾	Datalogging, inverter update via USB flash drive			
2x RS422 (RJ45 socket) ¹⁾	Fronius Solar Net			
Signalling output ¹⁾	Energy management (potential-free relay output)			
Datalogger and Webserver	Included			
External input ¹⁾	S0-Meter Interface / Input for overvoltage protection			
RS485	Modbus RTU SunSpec or meter connection			

¹⁾ Also available in the light version.

Further information and technical data can be found at www.fronius.com.

/ Perfect Welding / Solar Energy / Perfect Charging

THREE BUSINESS UNITS, ONE GOAL: TO SET THE STANDARD THROUGH TECHNOLOGICAL ADVANCEMENT.

What began in 1945 as a one-man operation now sets technological standards in the fields of welding technology, photovoltaics and battery charging. Today, the company has around 4,760 employees worldwide and 1,253 patents for product development show the innovative spirit within the company. Sustainable development means for us to implement environmentally relevant and social aspects equally with economic factors. Our goal has remained constant throughout: to be the innovation leader.

Further information about all Fronius products and our global sales partners and representatives can be found at www.fronius.com

Fronius India Private Limited
GAT no 312, Nanekarwadi
Chakan, Taluka - Khed District
Pune 410501
India
pv-sales-india@fronius.com
www.fronius.in

Fronius Australia Pty Ltd.
90-92 Lambeck Drive
Tullamarine VIC 3043
Australia
pv-sales-australia@fronius.com
www.fronius.com.au

Fronius UK Limited
Maidstone Road, Kingston
Milton Keynes, MK10 0BD
United Kingdom
pv-sales-uk@fronius.com
www.fronius.co.uk

Fronius International GmbH
Froniusplatz 1
4600 Wels
Austria
pv-sales@fronius.com
www.fronius.com